KRONOMETRIX

DATA SUBSCRIPTIONS

ICT

Application Service Provider Performance

www.kronometrix.com

Aggregate Data
Overview, All, Groups of Data-Sources

Executive Application
Summarizes data from all or a group of data sources, presenting top KPI indicators. Reports overall system utilization and performance, alarms and inventory data

Websites Application
Displays vertical information about webs services performance, for single or multi-request sites, including the protocols, location, status and response time.

Services Application
Displays vertical information about enterprise services performance, measured at the UDP or TCP level, including service response time, the protocols, location and status.

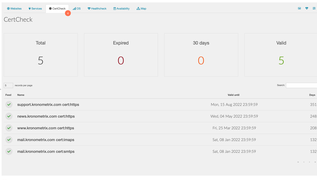

CertCheck Application
Checks and reports all services security certificates validity, with a pre-warning time of 30 days

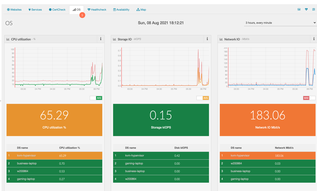

OS Application
Top system consumption, listing and reporting the most used systems across the data subscription, including processor, storage and network utilisation

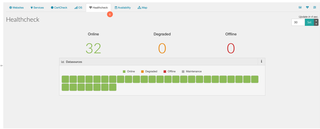

Healthcheck Application
Reports the status of all data sources data feed. A data-source can be ONLINE (sending data), DEGRADED (partial sensing data) or OFFLINE.

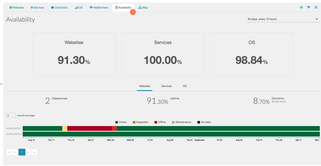

Operational Availability Application
Reports the operational availability for a group or all data-sources within subscription. Supports planned maintenance breaks

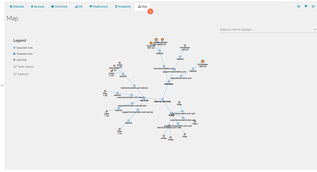

Service Map Application
Displays service map, including web applications, enterprise services, certificates, showing the service or response time.

Real-time Data
Single, Individual Data-Sources

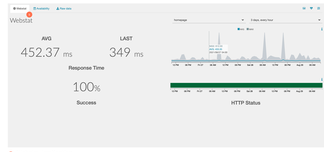

Webstat Application
Reports web application status and response time, in ms. Useful to analyse the performance and availability of one or many web applications.

Svcstat Application
Service stat, reports enterprise service return time in ms. Useful to measure the service response on the TCP or UDP level

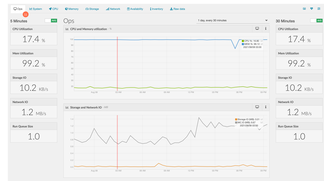

Operations Application
Reports overall system utilization and saturation, in terms of processor, memory, storage and network devices combined. Supports drill-down chart analysis

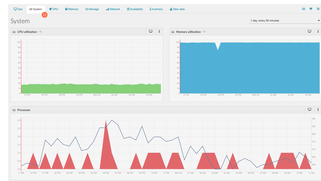

System Application
Reports overall system utilisation and saturation, including system queue-length and process and tasks capacity.

Per-Processor Utilisation Application
Displays per-processor utilisation, including the percentage of time spent in different modes: SYSTEM, USER, IDLE

Memory Application
Summarizes system virtual memory and swap utilisation. Support drill-down and chart analysis.

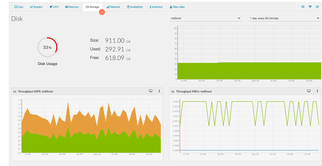

Storage Application
Reports per storage throughput as IOPS, MB/sec including disk space usage and availability.

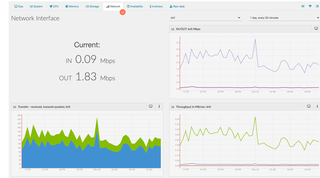

Network Application
Summarizes per-network interface utilisation, throughput and errors.

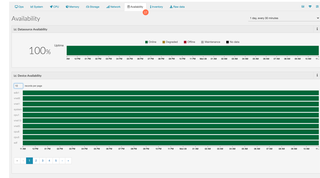

System Operational Availability Application
Reports system operational availability, including total system or sub component availability (CPU/ storage or network devices)

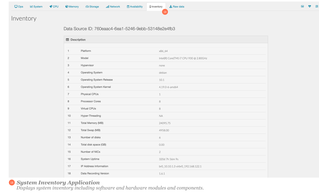

System Inventory Application
Displays system inventory including software and hardware modules and components.

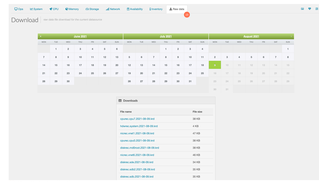

RawData Application
Offers access to the original raw data collected, as CSV universal text file format, without any modifications, over long periods of time.

Supported Systems

Linux based distributions

FreeBSD

Windows

MacOS (Q2 2022)

Solaris

HTTP Servers

Apache, NGINX, Lighttpd

Middleware Services

TomCat, JBoss, Weblogic
Memcached, PHP-FPM

Database Services

Redis, MariaDB, MySQL
PostgreSQL, Oracle, SQL Server

Generic Services

Any TCP Service

UDP Services: NTP, DHCP

X509 Security Certificates

© 2021 Kronometrix Analytics . All rights reserved

Revision: 202102, Last Updated: 10 Sep 2021