KRONOMETRIX

DATA SUBSCRIPTIONS

ICT

Computer Performance

www.kronometrix.com

Aggregate Data
Executive, All, Groups of Data-Sources

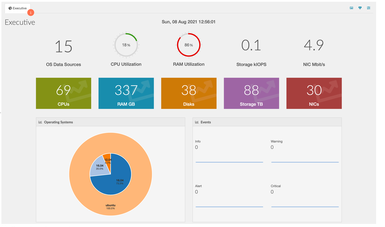

Executive Application
Summarizes data from all or a group of data sources, presenting top KPI indicators. Reports overall system utilization and performance, alarms and inventory data

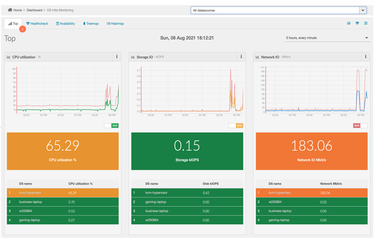

Top Application
Top system consumption, listing and reporting the most used systems across the data subscription, including processor, storage and network utilization

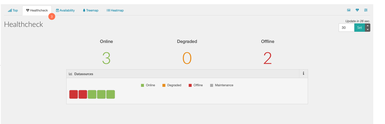

Healthcheck Application
Reports the status of all data sources data-feed. A data-source can be ONLINE (sending data), DEGRADED (partial sensing data) or OFFLINE.

Operational Availability Application
Reports the operational availability for a group or all data-sources within subscription. Supports planned maintenance breaks

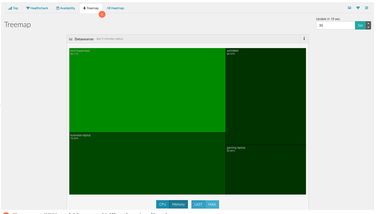

Treemap CPU and Memory Utilization Application
Quick and simple to visualize system CPU and Memory utilization for all data sources within a subscription

CPU Heatmap Utilization Application
Processor utilization for all data-sources. Simple to detect how many data-sources are responsible for high usage.

Real-time Data
Single, Individual Data-Sources

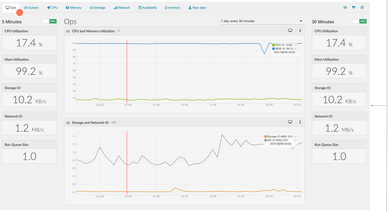

Operations Application
Reports overall system utilization and saturation, in terms of processor, memory, storage and network devices combined. Supports drill-down chart analysis

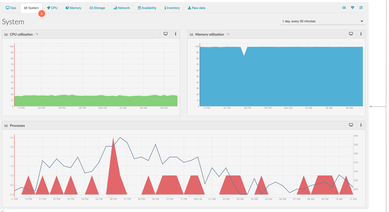

System Application
Reports overall system utilization and saturation, including system queue-length and process and tasks capacity.

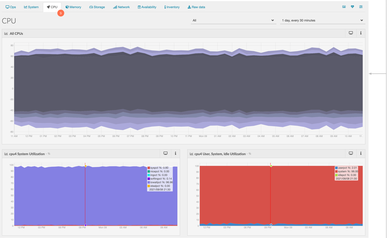

Per-Processor Utilization Application
Displays per-processor utilization, including the percentage of time spent in different modes: SYSTEM, USER, IDLE

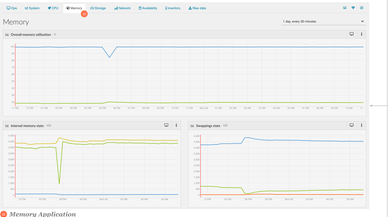

Memory Application
Summarizes system virtual memory and swap utilization. Support drill down and chart analysis.

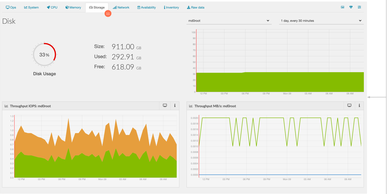

Storage Application
Reports per storage throughput as IOPS, MB/sec including disk space usage and availability.

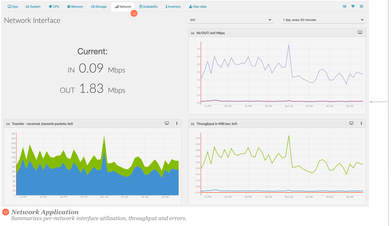

Network Application
Summarizes per-network interface utilization, throughput and errors.

System Operational Availability Application
Reports system operational availability, including total system or sub-component availability (CPU storage or network devices)

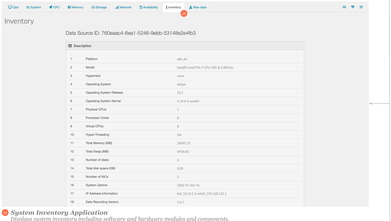

System Inventory Application
Displays system inventory including software and hardware modules and components.

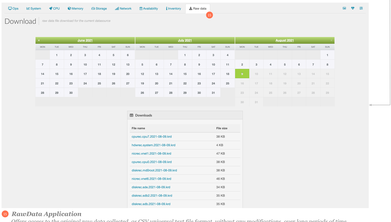

RawData Application
Offers access to the original raw data collected, as CSV universal text file format, without any modifications, over long periods of time.

Supported Systems

- Linux based distributions
- FreeBSD
- Windows
- MacOS (Q2 2022)
- Solaris

Cooming Soon

- TCP, UDP Application (Q2 2022)
- Process Inspector (Q2 2022)

© 2021 Kronometrix Analytics . All rights reserved